

DIALYSIS DOSE ASSESSMENT DEPENDING ON THE VASCULAR ACCESS

Marina Rojo Tordable, Raquel Pelayo Alonso, Patricia Martínez Álvarez, M^a José Cagigas Villoslada, Camino Villa Llamazares, M^a Eugenia Cuadrado Mantecón, Magdalena Gándara Revuelta .

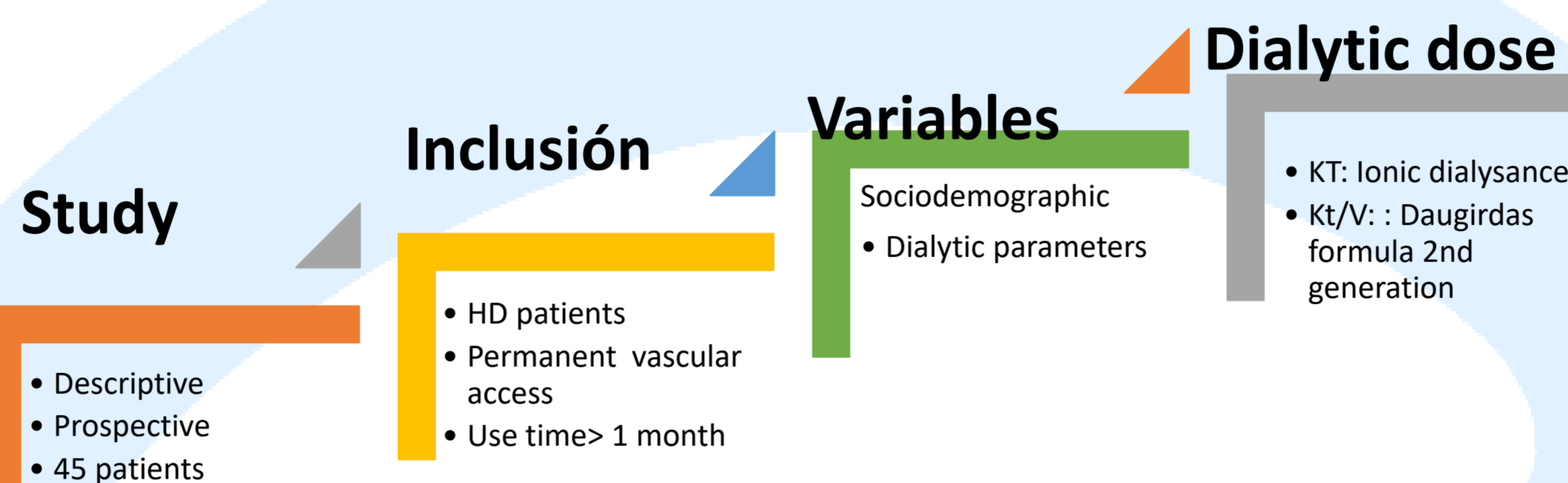
Nefrology Unit. Hospital Universitario Marqués de Valdecilla. Santander. España.

BACKGROUND



- ✓ The main goal of the hemodialysis (HD) patient is to achieve adequate dialysis: an effective, sufficient, well tolerated treatment that improves the patient's survival.
- ✓ The dialytic dose (DD) is a good marker of adequate dialysis.
- ✓ There are different quantitative methods to determine the DD, being the most used the Kt / V.
- ✓ Another factor that also influences patient survival is having good vascular access (VA).
- ✓ Currently, carriers of tunneled venous catheters (TVC) are on the rise.

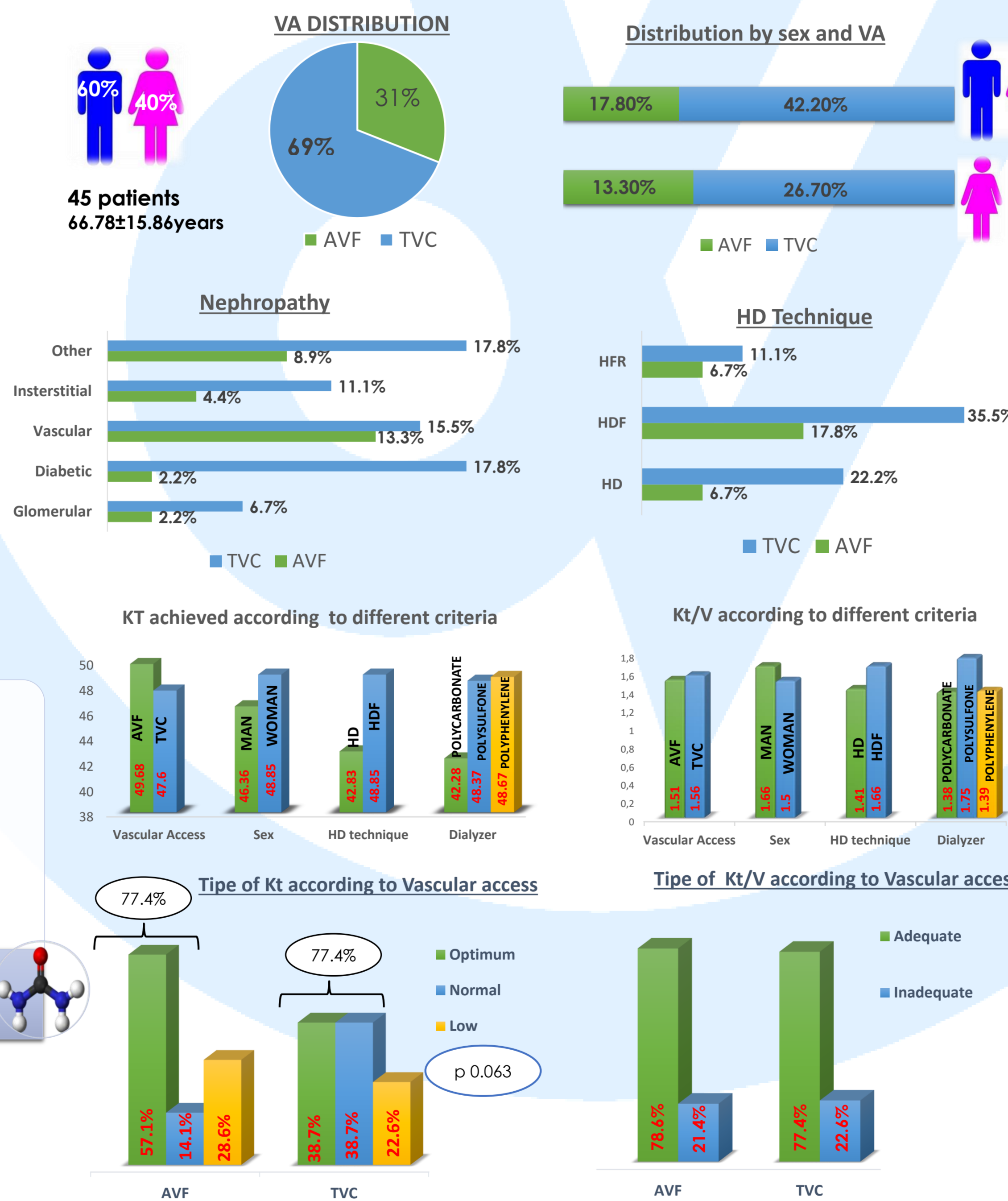
METHODS



Stratification of patients as a function of DD reached

Kt	Kt	Kt	Kt/V
LOW	NORMAL	OPTIMUM	ADEQUATE
<40 L	40-45 L	> 45 L	≥1.3
<45 L	45-50 L	> 50 L	Kt/V
			INADEQUATE
			<1.3

RESULTS




- ≥1.3
- It increases if:
 - Women
 - Weight < 50 kg
 - Diabetic
- Women: 40-45L
- Men: 45-50L

Kt/V

KT


OBJECTIVE

- ✓ Evaluate the dialysis dose depending on the vascular access.



STATISTICAL ANALYSIS

- ✓ SPSS 15.0 Windows.
- ✓ Descriptive analysis: half, standard deviation, median, frequency and percentage.
- ✓ Hypothesis contrast: student T, statistical analysis, chi cuadrado, ANOVA.
- ✓ Statistical significance p < 0.05



CONCLUSIONS

- ✓ There is no difference in DD depending on the vascular access employed.
- ✓ In spite of the high percentage of patients dialysed through CP, almost 80% of the sample achieved an adequate Kt / V, reaching the adequate quality standards.



BIBLIOGRAPHY

1. Maduell F, Arias M. Dosis de diálisis. Nefrología 2012; 7(1):447-457.
2. Gordillo R, Fernández B, Aller C, Coca A, Vázquez D, Sanz S, et al. Relación entre acceso vascular y dosis de diálisis en una unidad de hemodiálisis. XXXIV Congreso Anual de la Sociedad Española de Diálisis y Trasplante. [Consultado 28 de marzo de 2016]. Disponible en: <http://www.elsevier.es/es-revista-dialisis-trasplante-275-pdf-90128837-S300>.
3. Maduell F, García M, Alcázar R. Dosificación y adecuación del tratamiento dialítico. Guías de centros de hemodiálisis. Nefrología 2006; 26(supl 8):15-21.
4. Fernández AV, Soto S, Arenas M, Sáez N, García M^aM, Ortega P. Estudio comparativo de la dosis de diálisis medida por dialysancia iónica (kt) y por Kt/V. Rev Esp Enferm Nefrol 2009; 12(2):97-102
5. Daugirdas J, Depner T. KDOQUI clinical practice guideline for hemodialysis adequacy: 2015 update. Am J Kidney Dis 2015; 66(5): 884-930.
6. Lowrie EG, Cherton GM, Lew NL, Lazarus JM, Owen WF. The urea product (Kt) as an outcome-based measure of hemodialysis dose. Kidney Int 1999; 56: 729-737.